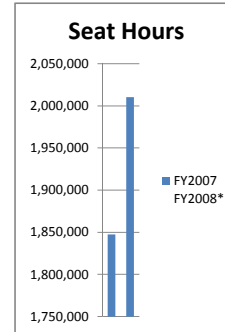
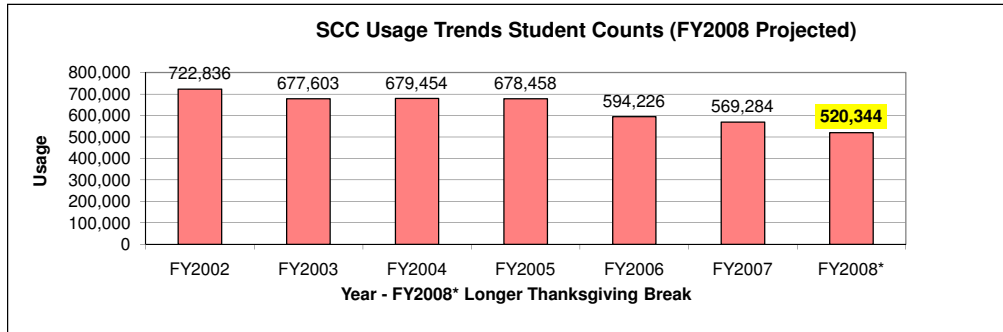


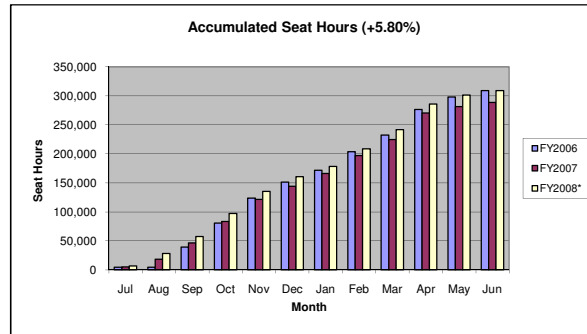
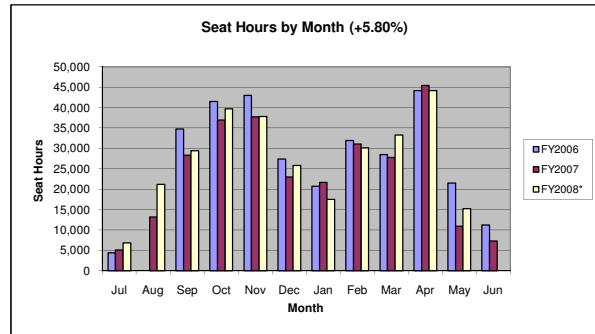
ITS - SCC Usage Trends

06/02/2008

Fiscal Year	SCC Usage	% Change	Unique Students	Enrollment	% Change	Fiscal Year	Seat Hours
FY2002	722,836	-9.13%	n/a	14,070	2.15%	FY2002	
FY2003	677,603	-6.26%	n/a	13,926	-1.02%	FY2003	
FY2004	679,454	0.27%	n/a	13,441	-3.48%	FY2004	
FY2005	678,458	-0.15%	n/a	12,824	-4.59%	FY2005	
FY2006	594,226	-12.42%	10,800	12,513	-2.43%	FY2006	
FY2007	569,284	-4.20%	10,150	12,260	-2.02%	FY2007	
Projected	FY2008*	520,344	-8.60%	12,609	2.85%	FY2008	7.11%



Fiscal Year	Jul	Aug	Sep	Oct	Nov	Dec	Jan	Feb	Mar	Apr	May	Jun	Percent
FY2002	11,069	26,056	73,009	171,005	260,235	337,159	389,510	470,044	539,025	666,709	708,579	722,836	-9.13%
FY2003	6,542	26,303	107,023	195,697	274,035	339,405	383,954	459,838	526,397	627,840	662,616	677,603	-6.26%
FY2004	10,072	28,728	113,324	201,111	274,395	332,412	378,321	458,198	532,456	634,584	663,268	679,454	0.27%
FY2005	10,181	41,473	118,875	189,113	274,116	332,126	386,683	464,062	537,667	637,162	665,036	678,458	-0.15%
FY2006	7,779	34,495	105,527	184,041	259,337	302,895	350,652	414,443	484,267	562,133	582,534	594,226	-12.42%
FY2007	6,667	36,253	100,687	177,390	244,944	283,554	336,476	402,484	458,642	540,363	559,275	569,284	-4.20%
FY2008*	6,936	36,607	101,292	171,947	228,642	258,272	295,848	359,670	410,266	488,297	511,195	511,195	-8.60%



Seat Hours

Fiscal Year	Jul	Aug	Sep	Oct	Nov	Dec	Jan	Feb	Mar	Apr	May	Jun	Total	Percent
FY2006	4,397	0	34,778	41,545	42,995	27,399	20,692	31,940	28,509	44,218	21,541	11,223	309,237	
FY2007	5,133	13,204	28,297	36,950	37,756	22,983	21,697	31,065	27,790	45,447	10,946	7,296	288,566	
FY2008*	6,852	21,161	29,463	39,743	37,837	25,825	17,530	30,128	33,258	44,218	15,264	0	301,279	7.11%

Fiscal Year	Jul	Aug	Sep	Oct	Nov	Dec	Jan	Feb	Mar	Apr	May	Jun	Total	Percent
FY2006	4,397	4,397	39,175	80,720	123,715	151,114	171,806	203,746	232,256	276,473	298,014	309,237	1,895,052	
FY2007	5,133	18,337	46,634	83,585	121,341	144,324	166,021	197,086	224,876	270,323	281,270	288,566	1,847,497	
FY2008*	6,852	28,013	57,476	97,219	135,056	160,881	178,411	208,539	241,797	286,015	301,279	309,094	2,010,631	7.11%