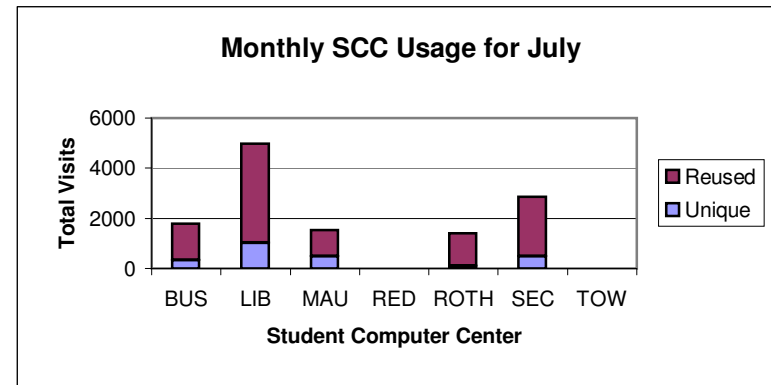


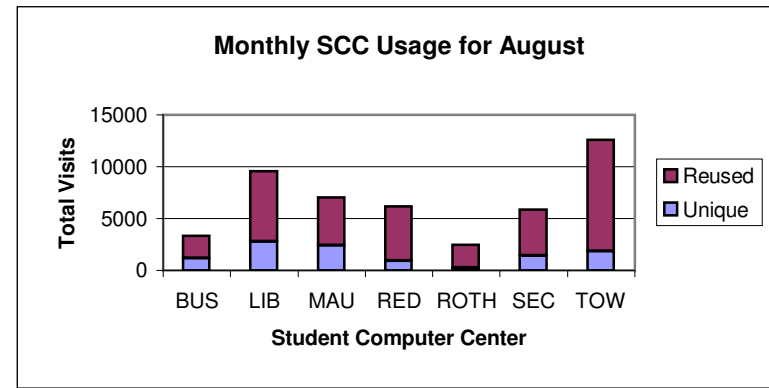
# July

Center Name	Total	Unique	Reused	AveVisits	Seat,Hours	AveMin
ADMIN	6	5	1	1.2	4.6	46.5
BUS	1790	328	1462	5.5	955.5	32.0
LIB	4982	1033	3949	4.8	3,622.1	43.6
MAU	1526	488	1038	3.1	762.7	30.0
RED	0	0	0	0	0	0
ROTH	1416	103	1313	13.7	545.2	23.1
SEC	2847	477	2370	6.0	1,035.4	21.8
TOW	4	2	2	2.0	0.3	4.0
<b>Total</b>	<b>12571</b>	<b>1805</b>	<b>10766</b>	<b>7.0</b>		



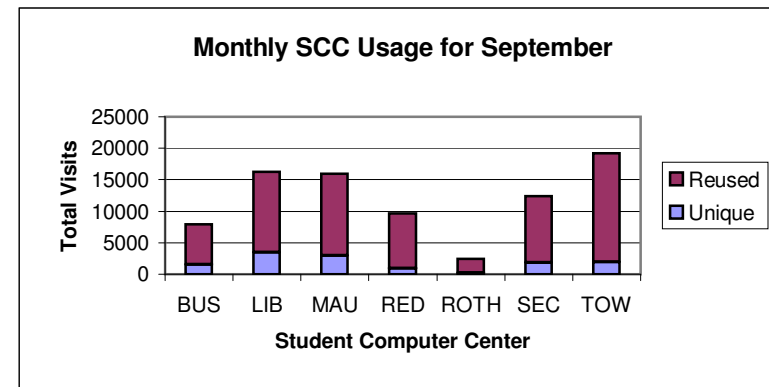
## August

Center Name	Total	Unique	Reused	AveVisits	Seat,Hours	AveMin
ADMIN	44	17	27	2.6	7.6	10.4
BUS	3319	1194	2125	2.8	1,076.6	19.5
LIB	9570	2797	6773	3.4	4,709.0	29.5
MAU	7057	2419	4638	2.9	2,402.5	20.4
RED	6201	910	5291	6.8	1,676.5	16.2
ROTH	2465	266	2199	9.3	731.3	17.8
SEC	5865	1407	4458	4.2	1,771.8	18.1
TOW	12564	1822	10742	6.9	3,785.6	18.1
<b>Total</b>	<b>47085</b>	<b>7118</b>	<b>39967</b>	<b>6.6</b>		



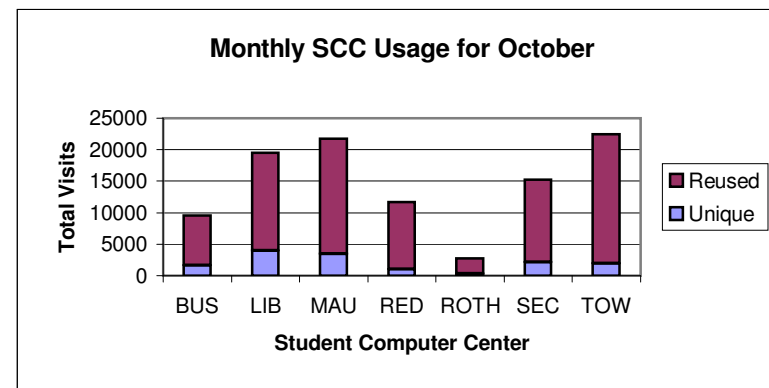
## September

Center Name	Total	Unique	Reused	AveVisits	Seat,Hours	AveMin
ADMIN	107	46	61	2.3	29.1	16.3
BUS	7907	1519	6388	5.2	3,289.50	25
LIB	16245	3494	12751	4.6	9,746.40	36
MAU	15929	2915	13014	5.5	6,775.30	25.5
RED	9656	937	8719	10.3	3,358.00	20.9
ROTH	2419	241	2178	10	896.1	22.2
SEC	12378	1788	10590	6.9	4,796.80	23.3
TOW	19212	1929	17283	10	7,724.30	24.1
<b>Total</b>	<b>83853</b>	<b>7702</b>	<b>76151</b>	<b>10.9</b>		



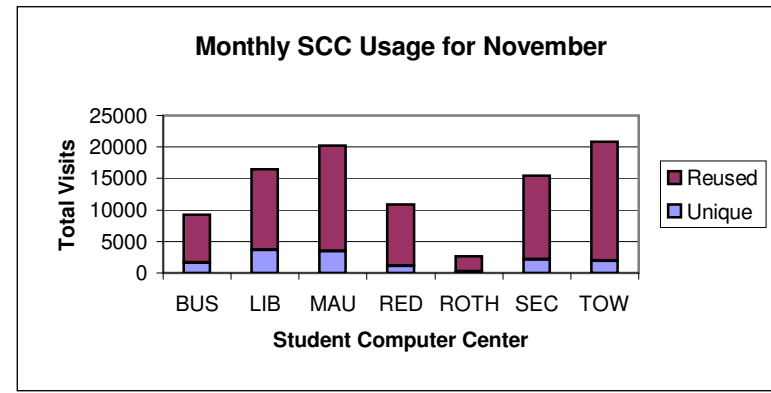
## October

Center Name	Total	Unique	Reused	AveVisits	Seat,Hours	AveMin
ADMIN	186	40	146	4.7	49.4	15.9
BUS	9520	1654	7866	5.8	4,079.1	25.7
LIB	19534	3913	15621	5.0	12,789.8	39.3
MAU	21751	3450	18301	6.3	10,185.6	28.1
RED	11705	1063	10642	11.0	5,253.4	26.9
ROTH	2743	258	2485	10.6	1,041.0	22.8
SEC	15231	2129	13102	7.2	6,491.9	25.6
TOW	22448	1955	20493	11.5	10,559.1	28.2
<b>Total</b>	<b>103118</b>	<b>8043</b>	<b>95075</b>	<b>12.8</b>		



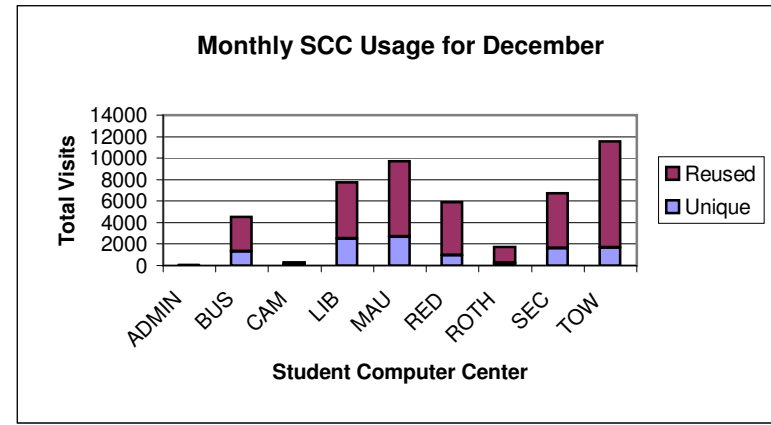
## November

Center Name	Total	Unique	Reused	AveVisits	Seat,Hours	AveMin
ADMIN	81	5	76	16.2	8.5	6.3
BUS	9204	1640	7564	5.6	4,234.50	27.6
LIB	16470	3660	12810	4.5	11,014.40	40.1
MAU	20227	3497	16730	5.8	9,980.80	29.6
RED	10890	1126	9764	9.7	5,425.10	29.9
ROTH	2612	243	2369	10.7	1,079.30	24.8
SEC	15434	2096	13338	7.4	6,678.60	26
TOW	20795	1974	18821	10.5	10,863.80	31.3
<b>Total</b>	<b>95713</b>	<b>7948</b>	<b>87765</b>	<b>12.0</b>		



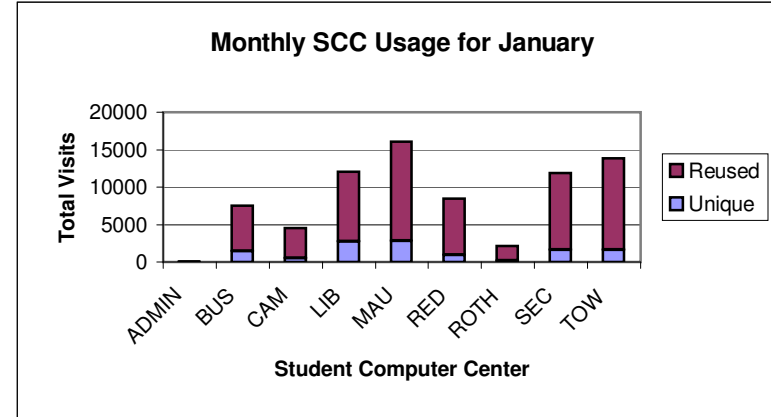
## December

Center Name	Total	Unique	Reused	AveVisits	Seat,Hours	AveMin
ADMIN	52	13	39	7.3	8.1	11.1
BUS	4536	1290	3246	3.5	2,676.50	35.4
CAM	298	109	189	2.7	84	16.9
LIB	7747	2528	5219	3.1	6,340.70	49.1
MAU	9736	2692	7044	3.6	5,911.20	36.4
RED	5833	943	4940	6.2	3,535.70	36.1
ROTH	1703	236	1467	7.2	676.5	23.8
SEC	6751	1595	5156	4.2	3,303.60	29.4
TOW	11772	1669	9903	6.9	7,308.60	37.9
<b>Total</b>	<b>48428</b>	<b>6823</b>	<b>41605</b>	<b>7.1</b>		



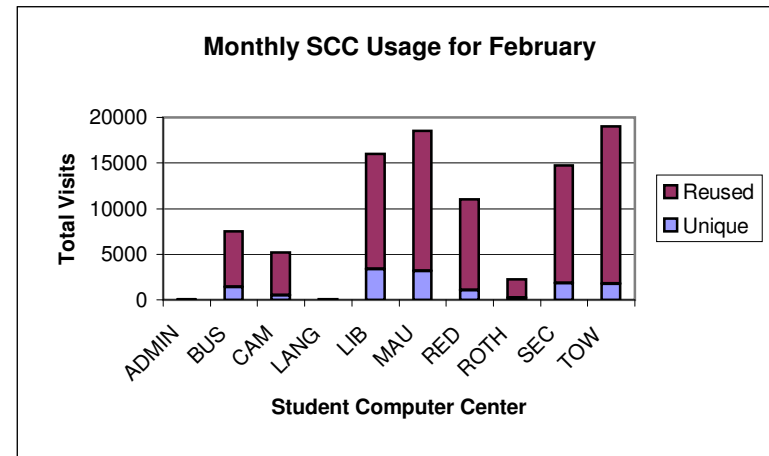
## January

Center Name	Total	Unique	Reused	AveVisits	Seat,Hours	AveMin
ADMIN	186	29	95	10.5	12.9	7.4
BUS	7537	1419	6118	5.3	2,793.70	22.2
CAM	4557	488	4069	9.3	1,310.60	17.3
LIB	12056	2733	9323	4.4	6,910.60	34.4
MAU	16108	2858	13250	5.6	6,370.70	23.7
RED	8462	951	7511	8.9	2,959.00	21
ROTH	2114	210	1904	10.1	623.9	17.7
SEC	11844	1660	10184	7.1	3,720.50	18.8
TOW	13805	1608	12197	8.6	5,385.60	23.4
<b>Total</b>	<b>76669</b>	<b>7248</b>	<b>69421</b>	<b>10.6</b>		
SUN RAYS	2180	1069	1111	2	702.2	19.3



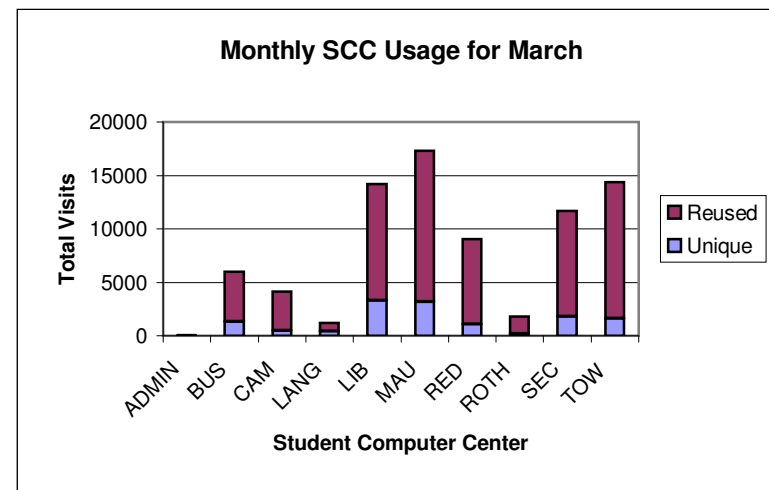
## February

Center Name	Total	Unique	Reused	AveVisits	Seat,Hours	AveMin
ADMIN	60	21	19	4.8	1	2.5
BUS	7484	1392	6092	5.4	3,357.30	26.9
CAM	5210	506	4704	10.3	1,643.80	18.9
LANG	83	36	47	2.3	25.30	18.3
LIB	15987	3386	12601	4.7	10,497.60	39.4
MAU	18536	3154	15382	5.9	8,147.50	26.4
RED	11034	1064	9970	10.4	4,319.80	23.5
ROTH	2247	211	2036	10.6	731	19.5
SEC	14763	1843	12920	8	5,287.00	21.5
TOW	19019	1743	17276	10.9	8,690.40	27.4
<b>Total</b>	<b>94423</b>	<b>7609</b>	<b>86814</b>	<b>12.4</b>		
SUN RAYS	4826	1686	3140	2.9	609.2	7.6



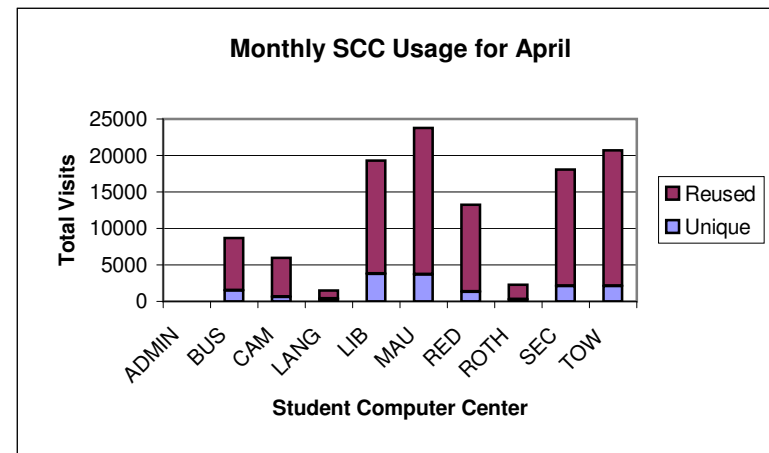
## March

Center Name	Total	Unique	Reused	AveVisits	Seat,Hours	AveMin
ADMIN	39	5	34	7.8	4.9	7.5
BUS	6012	1311	4701	4.6	2,845.40	28.4
CAM	4129	485	3644	8.5	1,235.50	18
LANG	1214	446	768	2.7	193.10	9.5
LIB	14178	3311	10867	4.3	9,912.30	41.9
MAU	17308	3146	14162	5.5	7,807.80	27.1
RED	9040	1092	7948	8.3	3,612.20	24
ROTH	1809	196	1613	9.2	564.1	18.7
SEC	11702	1798	9904	6.5	4,436.30	22.7
TOW	14365	1628	12737	8.8	6,875.30	28.7
<b>Total</b>	<b>79796</b>	<b>7775</b>	<b>72021</b>	<b>10.3</b>		
SUN RAYS	7155	2397	3168	1.8	1529.5	12.8



## April

Center Name	Total	Unique	Reused	AveVisits	Seat,Hours	AveMin
ADMIN	22	4	18	5.5	0.6	1.7
BUS	8655	1462	7193	5.9	4,389.10	30.4
CAM	5997	579	5418	10.4	1,917.80	19.2
LANG	1454	339	1115	4.3	323.1	13.3
LIB	19318	3815	15503	5.1	14,028.50	43.6
MAU	23782	3716	20066	6.4	12,182.50	30.7
RED	13213	1355	11858	9.8	5,903.70	26.8
ROTH	2274	231	2043	9.8	799.2	21.1
SEC	18052	2068	15984	8.7	7,347.30	24.4
TOW	20728	2087	18641	9.9	11,128.10	32.2
<b>Total</b>	<b>113495</b>	<b>8250</b>	<b>105245</b>	<b>13.8</b>		
SUN RAYS	19095	3883	11209	2.4	2,412.00	7.6



## May

Center Name	Total	Unique	Reused	AveVisits	Seat,Hours	AveMin
ADMIN	25	3	22	8.3	4	9.7
BUS	972	537	435	1.8	430.5	26.6
CAM	879	306	573	2.9	191.6	13.1
LANG	449	246	203	1.8	128.9	17.2
LIB	6705	1724	4981	3.9	4,523.10	40.5
MAU	4674	1617	3057	2.9	2,218.90	28.5
RED	1505	548	957	2.7	552.2	22
ROTH	1549	195	1354	7.9	488.8	18.9
SEC	7206	1206	6000	6	2,655.80	22.1
TOW	2096	822	1274	2.5	1,141.90	32.7
<b>Total</b>	<b>26060</b>	<b>5066</b>	<b>20994</b>	<b>5.1</b>		

SUN RAYS      9914      2346      7568      4.2      1615.4      9.8

### June

Center Name	Total	Unique	Reused	AveVisits	Seat,Hours	AveMin
ADMIN	37	6	31	6.2	2.9	4.7
BUS	closed	closed	closed	closed	closed	closed
CAM	5	2	3	2.5	0.4	5.2
LANG	679	67	612	10.1	111.1	9.8
LIB	4517	1041	3476	4.3	3,027.30	40.2
MAU	3820	2054	1766	1.9	1,282.40	20.1
RED	closed	closed	closed	closed	closed	closed
ROTH	1327	91	1236	14.6	571.8	25.9
SEC	3829	645	3184	5.9	1,418.90	22.2
TOW	31	3	28	10.3	0.8	1.6
<b>Total</b>	<b>14245</b>	<b>3293</b>	<b>10952</b>	<b>4.3</b>		

SUN RAYS      7415      1408      6007      5.3      1,425.70      11.5

