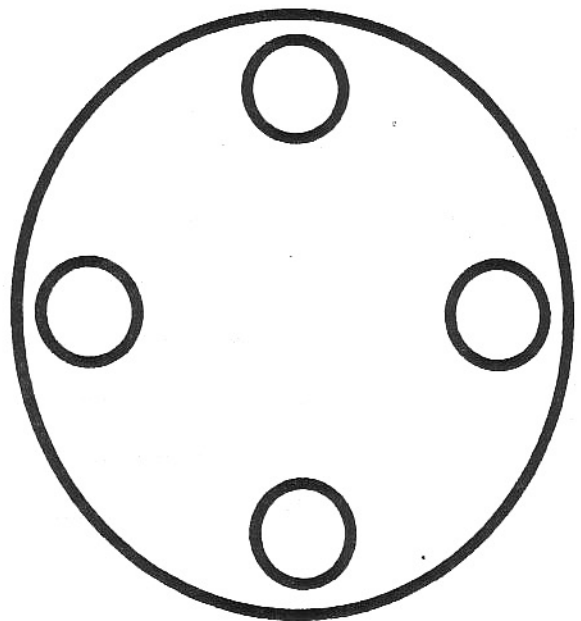
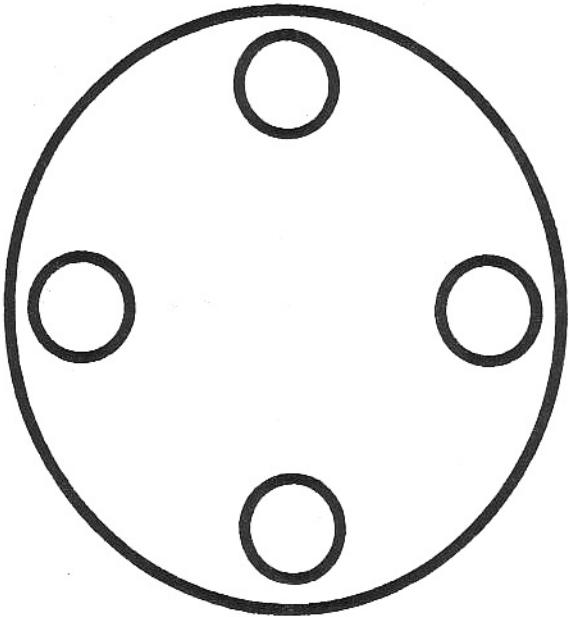


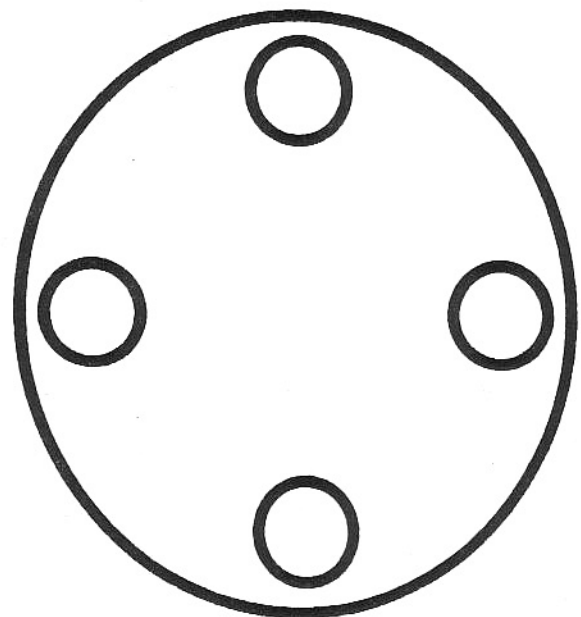
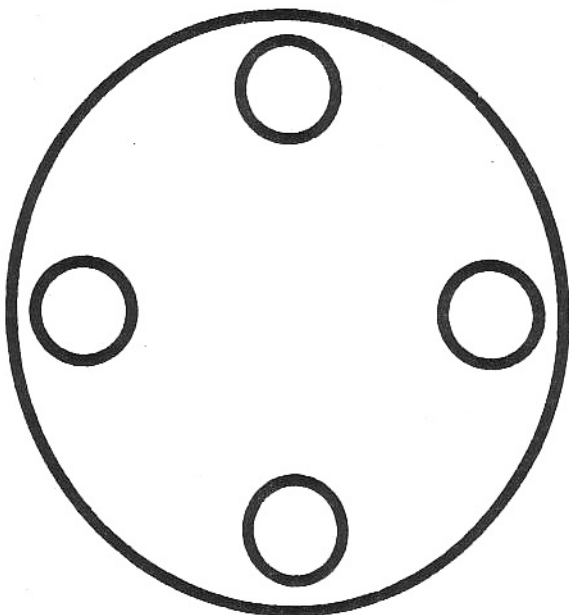
OBSERVING GOBSTOPPERS®

1. Put four different colored Gobstoppers® in a container of water and color in the first diagram to show these colors.
2. Observe the Gobstoppers® and water. Then color in the first diagram to show the first color change in the water.
3. Each time the Gobstoppers® and water change color, go to the next diagram and use colors to show what you see.



1. Gobstoppers® & change in water color.

2. The second change of colors I see.



3. The third change of colors I see.

4. The fourth change of colors I see.

OBSERVING GOBSTOPPERS®

1. Draw a crosssection to show the layers in each of the different colored GOBSTOPPERS®.
2. Label and draw an arrow to each layer to show the color of the layer.
3. You do not have to use every line and you may add lines.

